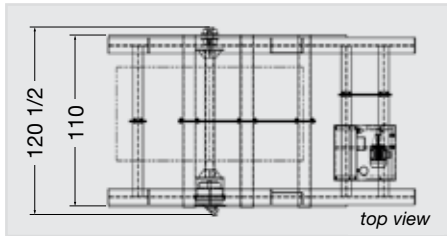


Superior Belt Winder

Saving You Time and Money



Quick Specs

- ▶ Belt Widths: 24" - 84"
- ▶ Belt Weights: Up to 20,000 lbs.
- ▶ Belt Roll Diameter: Up to 120"

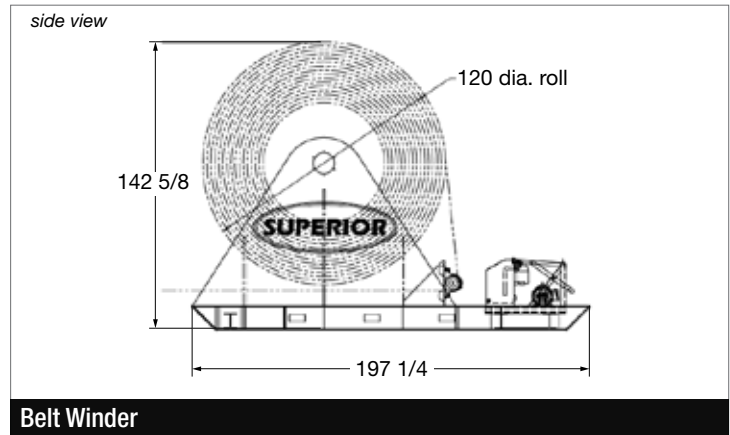
Frequently Asked Questions

Why should I consider the Belt Winder?

- ▶ If you are currently using a crane to load a replacement belt, you may ask yourself, do I own the crane? Do I need to use our existing crane for other reasons? Am I renting a crane at a high cost per day? If you can answer "yes" to one or all of these questions, then you will want to consider the Superior Belt Winder.

What if I only have 24" belting?

- ▶ Great! The Superior Belt Winder can accommodate all widths of belt from 24 inches to 84 inches.



Belt Winder

Features and Benefits

Standard Model

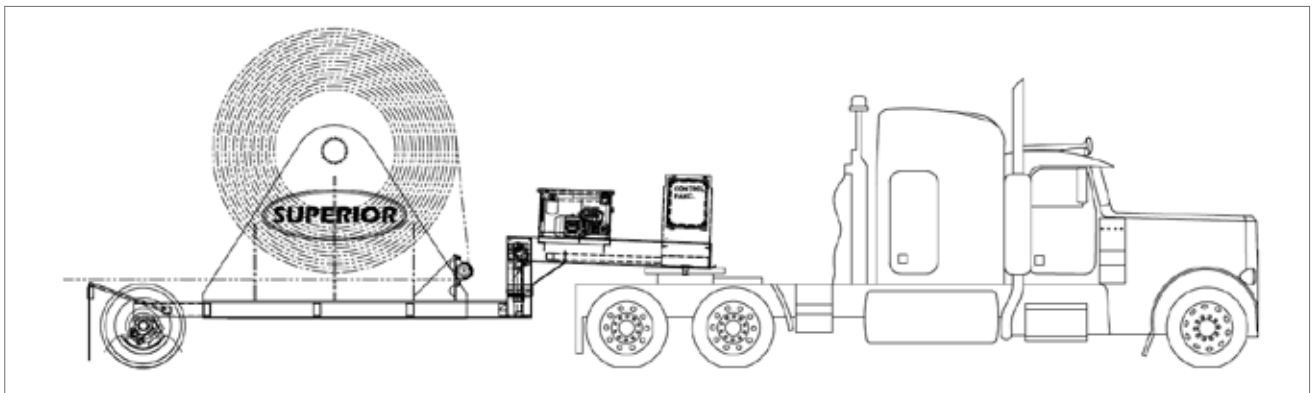
- ▶ "A" frame direct drive belt winder
- ▶ Up to 84 inch belt width
- ▶ Roll diameter up to 120 inches
- ▶ Roll weight up to 20,000 Pounds
- ▶ 80,000 pounds of pull at a 10 Inch diameter and 3000 psi
- ▶ Electric / hydraulic power unit with hydraulic brake

Portability Options

- ▶ Axle, brakes, lights, hitch and landing legs

Additional Options

- ▶ Belt length counter system with PLC monitor to ensure accurate belt lengths



5th Wheel Belt Winder - Semi Model

Digital Literature

Forward to Colleague



1-800-321-1558

Find local distribution at superior-ind.com/distributor

© 2012 Superior Industries CL-127