


Conveyor Pulleys

A Complete Line of Pulleys for Every Application



Standard Sizes

(Custom sizes available on request)

- ▶ **Diameters:** Up to 60"
- ▶ **Face Widths:** Up to 120"
- ▶ **Shafting:** Up to 15"

Frequently Asked Questions

How do I know which class is for me?

- ▶ There are charts on the next page that help to define applications and match them with specific classes. For an exact match, consider our Core Systems™ Design team. The group of engineers review the specs of your application and design a pulley specific to the job.

What are Superior's limitations?

- ▶ The specs listed above are considered our standard product line; however that doesn't mean we cannot go outside of the box for you. If your application specs extend outside our standard listing, contact us to discuss how we can help design and build your big conveyor pulley.

Where can I purchase Superior pulleys?

- ▶ We have teamed up with some of the top distributors in North America to provide you with local sales, service and deliveries. For a listing of our partners, visit superior-ind.com/distributor.

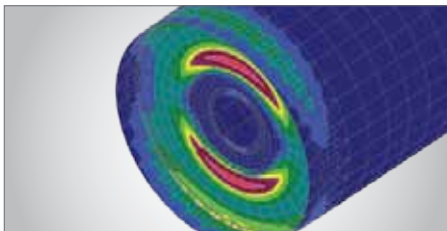


Fig 17.1 Drive Weight Stress Test



Conveyor Pulleys

Features and Benefits

Fast Lead Times

- ▶ 1-2 day turnarounds
- ▶ Expediting services available
- ▶ 10 warehouses stocked with standard products (Fig 17.3)
- ▶ North American distribution network

Comprehensive Product Line

- ▶ From light, portable applications to high tonnage, extreme jobs
- ▶ CEMA, Mine 1.5, Mine 2.0, Super and Engineered Classes
- ▶ **Specialty:** Spiral drums and wings, deflection wheels and dead shaft conveyor pulleys

Performance Matched Design

- ▶ Complete assembly by Superior including bearings, couplings, gearing, etc.
- ▶ Engineers apply Finite Element Analysis (FEA) to build per application stress conditions (Fig 17.1)

Quality Craftsmanship









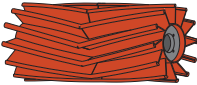


- ▶ Robotic welding machines for consistent, quality welds
- ▶ Hand welders trained and certified by American Welding Society (AWS)

Digital Literature

Forward to Colleague



Conveyor Pulleys

Pulley Product Line					
Description	CEMA Duty	Mine Duty 1.5	Mine Duty 2.0	Super Duty	Core Systems™ Design
Wing Pulleys		-			-
Drum Pulleys					
Chevron® Wing Pulley		-			-
Design Standards	Load, dimensions and crown defined by ANSI B105.1	Roughly 1.5X service factor of CEMA standard	Roughly 2.0X service factor of CEMA standard	Exceeds 2.0X service factor of CEMA standard	Engineered class, FEA Analysis Design, construction based on belt tension, conveyor load, and belt wrap
Conveyor Type	Light duty, portable	Medium duty	Heavy duty	Extra heavy duty	High tonnage
Belt Style	Fabric	Fabric	Fabric	Fabric	Steel cable or fabric
Belt Burden	Not started under load	Started under moderate load	Started under full load	Started under full load	Started under full load
Starts and Stops	Infrequent	Moderate	Frequent	Frequent	Frequent
Load/Feed Characteristics	Uniformly loaded	Uniformly loaded	Non-uniformly loaded	Non-uniformly loaded	Non-uniformly loaded

Pulley Product Line				
Pulley Types	Diameter	Integral Hub Diameter	Face Width	Contact Bar Thickness
CEMA Drum Pulley	4" - 60"	12" and under	12" - 78"	-
CEMA Wing Pulley	6" - 60"	-	12" - 78"	1/4" x 1-1/2" minimum, 3/8" x 1-1/2", 5/8" x 1-1/2"
Mine Duty 1.5 Drum Pulley	10" - 60"	12" and under	12" - 78"	-
Mine Duty 2.0 Drum Pulley	10" - 60"	12" and under	12" - 102"	-
Mine Duty 2.0 Wing Pulley	8" - 60"	-	12" - 78"	5/8" x 1-1/2" minimum
Super Drum Pulley	10" - 60"	12" and under	12" - 102"	-
Super Wing Pulley	10" - 60"	-	12" - 78"	3/4" x 2" minimum
CEMA Chevron® Wing Pulley	10" - 20"	All CEMA	12" - 63"	1" x 1/2" half round bar
Mine Duty Chevron® Wing Pulley	12" - 36"	-	12" - 63"	1" round bar
Super Chevron® Wing Pulley	12" - 42"	-	20" - 75"	1-1/2" round bar

*NOTE: Other diameters and face widths available upon request. Several hub and bushing types are available with all pulleys.

Pulley Product Line




CEMA Drum Pulley



Mine Duty 1.5 Drum Pulley




Mine Duty 2.0 Drum Pulley




Super Drum Pulley




Spiral Drum Pulley



CEMA Wing Pulley




Mine Duty 2.0 Wing Pulley




Super Wing Pulley



Spiral Wing Pulley



CEMA Chevron® Wing Pulley



Mine Duty Chevron® Wing Pulley



Super Chevron® Wing Pulley



Core Systems™ Designs



Core Systems™ Designs

Quick Deliveries

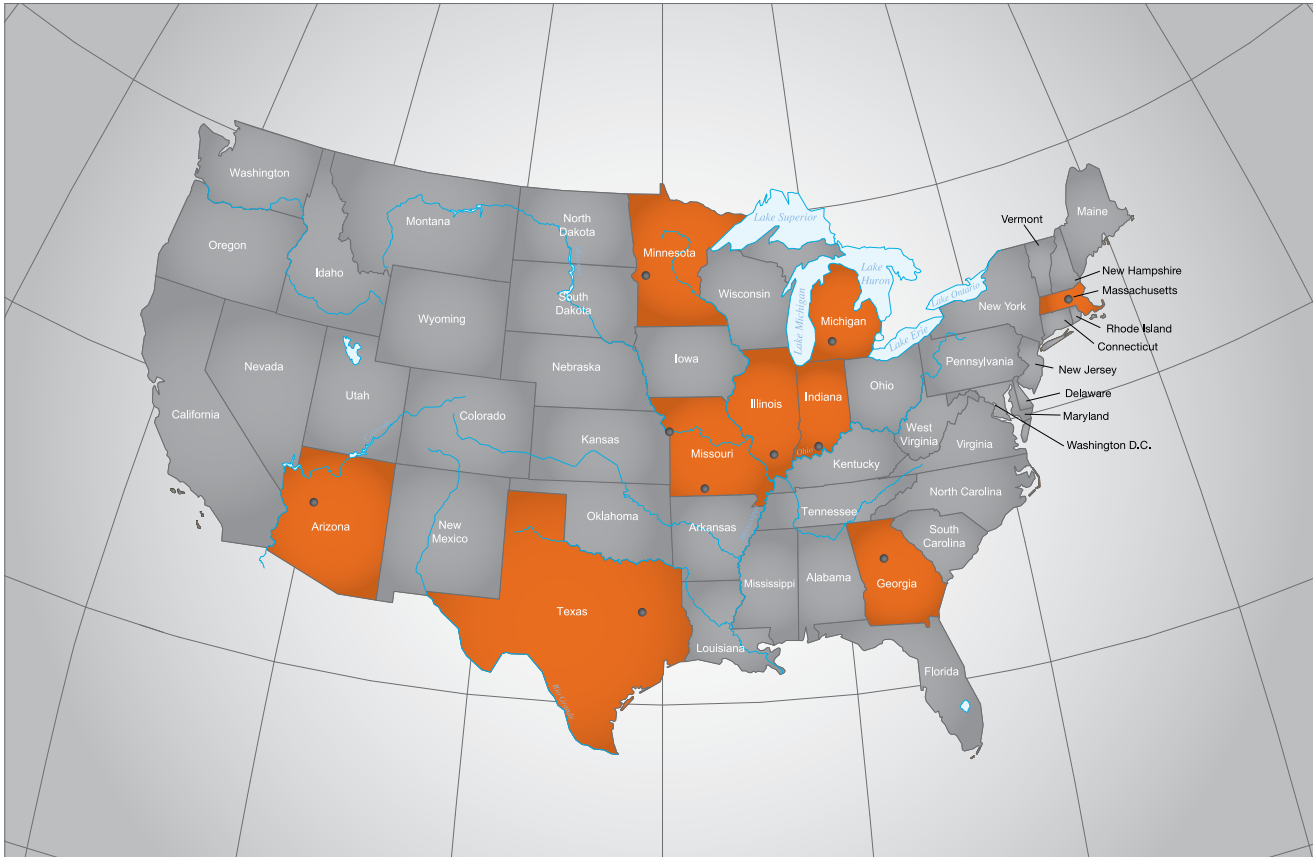


Fig 17.3 Ten Pulley Warehouses Stocked with Standard Products

Pulley Lagging

