

Portable Plants



Feed



Crush



Screen



Wash

Quality Workmanship

At Superior Industries, our commitment to building high quality, long-lasting products is defined by our name.

- ▶ Skilled welding crew certified by the American Society of Mechanical Engineers (ASME)
- ▶ Strong and durable design and construction
- ▶ Half-century of experience building portable plants
- ▶ Superior brand components

Custom Engineered

A highly portable design built to withstand the elements is just the beginning. From there, your options are endless to build and design a plant for your specific needs.

- ▶ Quick setup and tear down
- ▶ Better service access for easy maintenance
- ▶ Limitless designs and configurations

Complete Package

From the start of your operation to the end, we offer a series of portable plant models for highly efficient portable processing.

- ▶ Feeders
- ▶ Crushers
- ▶ Screen Plants
- ▶ Wash Plants

Warranty and Support

Backed by the strongest warranty and support program in the industry, Superior's portable plants are built to withstand harsh working environments years to come.

- ▶ 5 year complete structural warranty
- ▶ 2 year complete conveyor warranty
- ▶ 2 year complete components warranty

Portable Rip Rap Grizzly Feeder




On Board Power

45' x 24' Grizzly

3 Discharge Chutes

Portable Feed Hopper



8' x 16' Hopper


Bi-directional dumping grizzly

Variable Frequency Drive

Under hopper belt feeder

Portable Plants


Closed Circuit Cone Crushing Plants




HP400 Crushing Plant



Portable Screen Plants



Portable Tandem Screen Plant



Wash Plant with Twin Fine Material Washer



Wash Plant with Single Fine Material Washer



For more information or to locate a dealer near you:
www.superior-ind.com or call 1-800-321-1558



© 2009 Superior Industries, LLC. B-140