



# LIBERTY<sup>®</sup> JAW CRUSHER

1836 / 2036 / 2054 / 2442 / 3244 / 3048 / 3254 / 3648

- Rugged, fabricated crusher frame and pitman assembly for a long life in the harshest applications.
- Reversible, 18% manganese quarry jaw dies with integrated lifting points to improve safety.
- Hydraulic tension rod and wedge adjustments eliminate manual labor, plus improve safety and uptime.
- Industry-leading two-year warranty backed by an experienced and motivated customer service team.

# LIBERTY JAW KEY ADVANTAGES



## HEAVY DUTY WELDED FRAME

- Fully-fabricated base frame for strength and longevity.
- Stress relieved components ensure accuracy and improve durability.





## FRAME MOUNTED MOTOR

- Reduces crusher footprint and frees up valuable deck space.
- Allows for much smaller drive belt and easier access for maintenance.



## NIP ANGLE

- Geometry of crusher chamber creates aggressive nip angle throughout entire life of dies.
- Allows jaw to consistently grab and process material for high-level efficiency.




## HYDRAULIC TENSION SYSTEM

- Simply engage the hydraulic button for quick and safe toggle tension adjustments.
- Eliminates labor intensive manual adjustments.



## PITMAN TOE PROTECTION

- Insurance policy if neglected wearing occurs in pitman fabrication.
- Replaceable component eliminates the need for any downtime causing remachining.



## HYDRAULIC WEDGE ADJUST

- Single push button hydraulically allows operators access to adjust closed side settings.
- Eliminate need for labor intensive shim adjustment.



# WORLD-CLASS SERVICE AND SUPPORT



- Strive for a 2 hour response time from service agents.
- US-based support staff limits wait time for North American customers.
- Commitment to getting crusher operating as expected.
- Investment in smart, hard-working and industry experienced service team.
- Direct line to technical support group, 24-hours a day at **+1 (320) 589-7485**.

# QUICK DELIVERED PARTS



- Large inventory increases parts availability and reduces wait time.
- Centrally-located warehouse for quick deliveries in North America.
- Critical third party parts are inspected for integrity.
- High quality factory parts are backed by fitup assurance.
- 1-Year Parts Warranty:
  - ↳ Covers new parts against defects in material or workmanship.
  - ↳ Excludes normal wear and tear.

# WARRANTY



- We offer the industry's only 2-year product and 1-year parts' warranties, confirming our commitment to you.